

Project Title: 2221 - Teaching Survey Fall 2021

Courses Audience: 14  
Responses Received: 6  
Response Rate: 42.86%

---

## Report Comments

### Included in this report:

- Responses to numerical questions
- Responses to instructor added questions (if applicable)
- Student comments

## Interpreting OMET Teaching Survey Reports

A guide to interpreting OMET teaching survey results can be found here - <https://teaching.pitt.edu/omet/survey-results/>.

### Develop a plan using your student opinion of teaching results.

- Meet with a Teaching Consultant who can help you interpret your results and develop a course of action if necessary. Email [teaching@pitt.edu](mailto:teaching@pitt.edu) to set up a consultation.
- Plan on collecting student feedback during the semester the next time you teach. OMET offers a midterm course survey option and there are additional ways to collect student feedback throughout the term. For more information, go to <https://teaching.pitt.edu/omet/midterm/>
- In the future, discuss, teach, and model giving meaningful feedback with your students. Give them multiple opportunities to practice giving feedback. We have several resources that can help guide the discussion and options for gathering student feedback throughout the term.

Go to: <https://teaching.pitt.edu/omet/> for more details, references, and resources.

## School of Education

**“We ignite learning. We strive for well-being for all. We teach. We commit to student, family, and community success. We commit to educational equity. We advocate. We work for justice. We cultivate relationships. We forge engaged partnerships. We collaborate. We learn with and from communities. We innovate and agitate. We pursue and produce knowledge. We research. We disrupt and transform inequitable educational structures. We approach learning as intertwined with health, wellness, and human development. We address how national, global, social, and technological change impacts learning. We shape practice and policy. We teach with and for dignity. We think. We dream. We lead with integrity. We are the School of Education at the University of Pittsburgh.”**

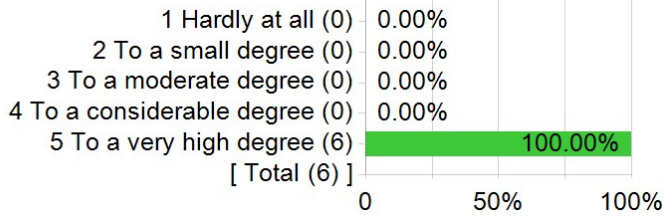
Students
EDUC3010 pushes for a close examination of the mission–vision and strives to create spaces where we, students, dream more, teach with and for freedom and lead with integrity.
I believe this course is wholeheartedly in alignment with the mission. It forced us to consider the history of education as the foundation for our desire to seek equity within our places of practice. It really helped to stretch how I normally would think about the work I do and help me be more strategic in how I dream about the change I seek.
discussing, relevant, conversations about education practices and ways to disrupt inequitable practices in education. And calling out and naming inequitable practices in education.
This course aligns to the mission in both the content and in the way Dr D O’C interacted with the class. The content was engaging and thought provoking and the way we were asked to engage with the material helped me consolidate ideas around inequities in our educational system in a way that is connected to my work as a practitioner. Also, Dr D O’C modeled taking into consideration a variety of POVs in our class interactions and class workload.
I believe this course, but more importantly, the professor is an exemplar of Pitt Ed’s mission–vision statement.

### Please answer the following:

Question	Response Count	Mean	Standard Deviation
The instructor was enthusiastic about teaching the course.	6	5.00	0.00
The course was well organized.	5	5.00	0.00
The instructor maintained an environment where students had equitable opportunities to participate.	6	5.00	0.00
The instructor maintained an environment where students felt supported asking questions and seeking assistance.	6	5.00	0.00
The course supported a learning community where students were an important part of each other’s learning experiences.	6	5.00	0.00
The course included materials, readings, and resources that reflect the experiences of historically minoritized communities, cultures, and ways of knowing.	6	5.00	0.00

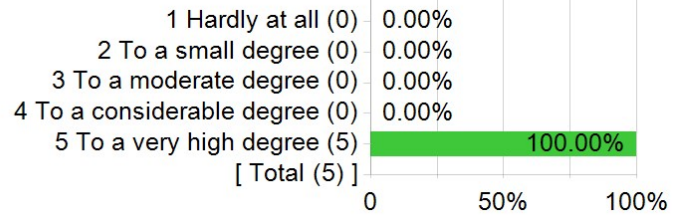
### Details

1. The instructor was enthusiastic about teaching the course.



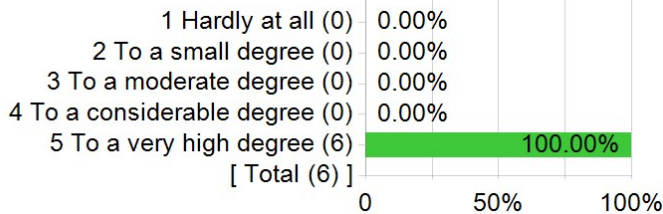
Statistics	Value
Invited Count	14
Response Count	6
Response Ratio	42.86%
Mean	5.00
Median	5.00
Mode	5
Standard Deviation	0.00

2. The course was well organized.



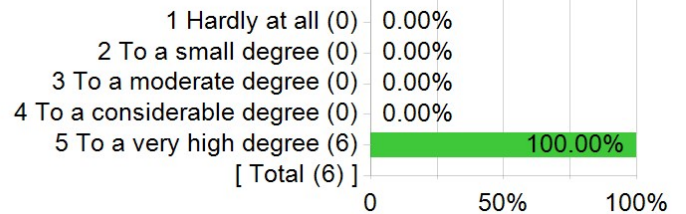
Statistics	Value
Invited Count	14
Response Count	5
Response Ratio	35.71%
Mean	5.00
Median	5.00
Mode	5
Standard Deviation	0.00

3. The instructor maintained an environment where students had equitable opportunities to participate.



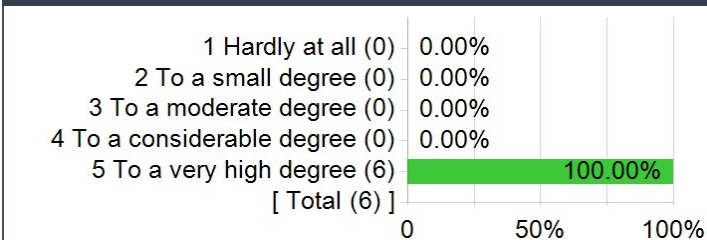
Statistics	Value
Invited Count	14
Response Count	6
Response Ratio	42.86%
Mean	5.00
Median	5.00
Mode	5
Standard Deviation	0.00

4. The instructor maintained an environment where students felt supported asking questions and seeking assistance.




Statistics	Value
Invited Count	14
Response Count	6
Response Ratio	42.86%
Mean	5.00
Median	5.00
Mode	5
Standard Deviation	0.00

5. The course supported a learning community where students were an important part of each other's learning experiences.



Statistics	Value
Invited Count	14
Response Count	6
Response Ratio	42.86%
Mean	5.00
Median	5.00
Mode	5
Standard Deviation	0.00

6. The course included materials, readings, and resources that reflect the experiences of historically minoritized communities, cultures, and ways of knowing.



Statistics	Value
Invited Count	14
Response Count	6
Response Ratio	42.86%
Mean	5.00
Median	5.00
Mode	5
Standard Deviation	0.00

### What was strongest about this course environment?

Students
Our readings provided a strong foundation to understand the development of American educational history and the issues we face in urban education.
Drs DOC and Fatima were fantastic! I honestly do not know if I ever felt so cared for during my educational experiences. I truly felt like we were all in charge of our learning and truly learned from both the materials as well as each other.
readings, discussions, journal entry assignments, professor's knowledge
engaging content and course discourse around the content
The strongest about the course environment was the respectability of each classmate, the TA, and the professor.

### What would improve the course environment?

Students
n/a
N/A.
n/a
N/A
As much as I know there is always room for improvement, I cannot think of anything at this time.

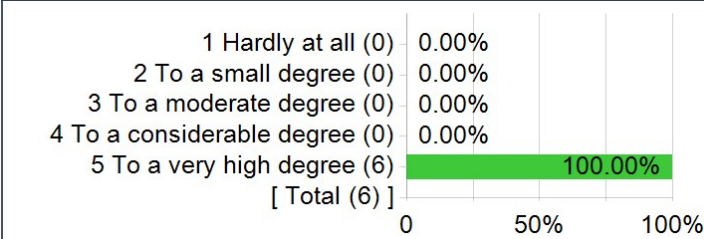
**To what extent did the instructor manage synchronous and asynchronous learning activities effectively in the context of [If an item does not apply, select NA]:**

Question	Response Count	Mean	Standard Deviation
Using online communication tools to build community and reduce isolation.	6	4.83	0.41
Providing opportunities for collaboration (e.g. class discussion, lectures, projects, and labs).	6	5.00	0.00
Facilitating synchronous whole class discussion.	6	5.00	0.00
Including diverse instructional content beyond text (video, podcasts, graphics, etc.).	6	5.00	0.00
Maintaining frequent communication between faculty and students (e.g., present and active in discussion forum, announcements, etc.)	6	4.83	0.41
Showing consideration for the questions and perspectives of students.	6	5.00	0.00
Providing opportunities for application of course content.	6	5.00	0.00
Providing timely feedback on student work.	6	4.83	0.41
Providing constructive feedback that helped students improve their work/learning.	6	5.00	0.00
Providing accessible course materials (e.g., closed captions/transcripts for videos, alternative text for images, searchable pdf documents).	6	5.00	0.00

**Details**


1. Using online communication tools to build community and reduce isolation.	2. Providing opportunities for collaboration (e.g. class discussion, lectures, projects, and labs).																																
<p>1 Hardly at all (0) 0.00%                  2 To a small degree (0) 0.00%                  3 To a moderate degree (0) 0.00%                  4 To a considerable degree (1) 16.67%                  5 To a very high degree (5) 83.33%                  [ Total (6) ]</p>	<p>1 Hardly at all (0) 0.00%                  2 To a small degree (0) 0.00%                  3 To a moderate degree (0) 0.00%                  4 To a considerable degree (0) 0.00%                  5 To a very high degree (6) 100.00%                  [ Total (6) ]</p>																																
<table border="1"> <thead> <tr> <th>Statistics</th> <th>Value</th> </tr> </thead> <tbody> <tr> <td>Invited Count</td> <td>14</td> </tr> <tr> <td>Response Count</td> <td>6</td> </tr> <tr> <td>Response Ratio</td> <td>42.86%</td> </tr> <tr> <td>Mean</td> <td>4.83</td> </tr> <tr> <td>Median</td> <td>5.00</td> </tr> <tr> <td>Mode</td> <td>5</td> </tr> <tr> <td>Standard Deviation</td> <td>0.41</td> </tr> </tbody> </table>	Statistics	Value	Invited Count	14	Response Count	6	Response Ratio	42.86%	Mean	4.83	Median	5.00	Mode	5	Standard Deviation	0.41	<table border="1"> <thead> <tr> <th>Statistics</th> <th>Value</th> </tr> </thead> <tbody> <tr> <td>Invited Count</td> <td>14</td> </tr> <tr> <td>Response Count</td> <td>6</td> </tr> <tr> <td>Response Ratio</td> <td>42.86%</td> </tr> <tr> <td>Mean</td> <td>5.00</td> </tr> <tr> <td>Median</td> <td>5.00</td> </tr> <tr> <td>Mode</td> <td>5</td> </tr> <tr> <td>Standard Deviation</td> <td>0.00</td> </tr> </tbody> </table>	Statistics	Value	Invited Count	14	Response Count	6	Response Ratio	42.86%	Mean	5.00	Median	5.00	Mode	5	Standard Deviation	0.00
Statistics	Value																																
Invited Count	14																																
Response Count	6																																
Response Ratio	42.86%																																
Mean	4.83																																
Median	5.00																																
Mode	5																																
Standard Deviation	0.41																																
Statistics	Value																																
Invited Count	14																																
Response Count	6																																
Response Ratio	42.86%																																
Mean	5.00																																
Median	5.00																																
Mode	5																																
Standard Deviation	0.00																																

3. Facilitating synchronous whole class discussion.



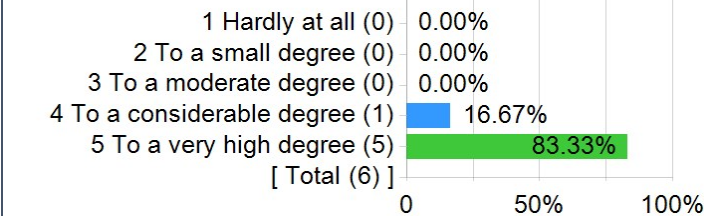
Statistics	Value
Invited Count	14
Response Count	6
Response Ratio	42.86%
Mean	5.00
Median	5.00
Mode	5
Standard Deviation	0.00

4. Including diverse instructional content beyond text (video, podcasts, graphics, etc.).




Statistics	Value
Invited Count	14
Response Count	6
Response Ratio	42.86%
Mean	5.00
Median	5.00
Mode	5
Standard Deviation	0.00

5. Maintaining frequent communication between faculty and students (e.g., present and active in discussion forum, announcements, etc.)



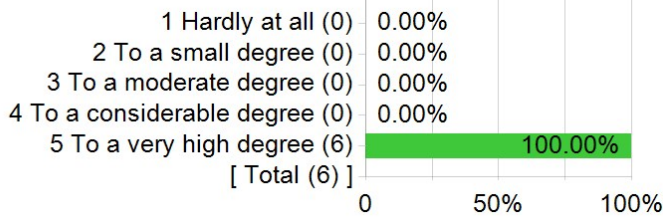
Statistics	Value
Invited Count	14
Response Count	6
Response Ratio	42.86%
Mean	4.83
Median	5.00
Mode	5
Standard Deviation	0.41

6. Showing consideration for the questions and perspectives of students.



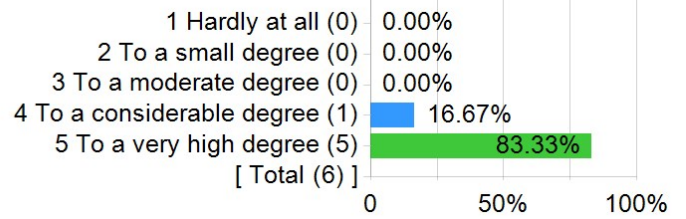
Statistics	Value
Invited Count	14
Response Count	6
Response Ratio	42.86%
Mean	5.00
Median	5.00
Mode	5
Standard Deviation	0.00

7. Providing opportunities for application of course content.



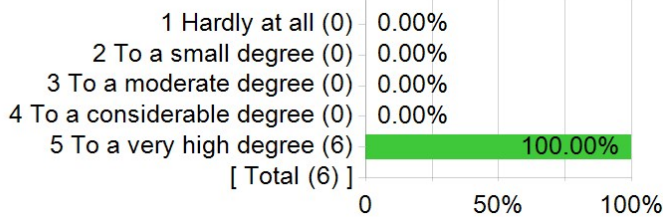
Statistics	Value
Invited Count	14
Response Count	6
Response Ratio	42.86%
Mean	5.00
Median	5.00
Mode	5
Standard Deviation	0.00

8. Providing timely feedback on student work.



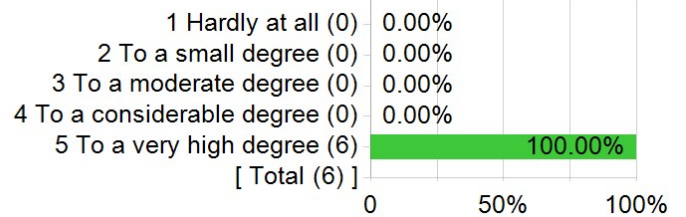
Statistics	Value
Invited Count	14
Response Count	6
Response Ratio	42.86%
Mean	4.83
Median	5.00
Mode	5
Standard Deviation	0.41

9. Providing constructive feedback that helped students improve their work/learning.



Statistics	Value
Invited Count	14
Response Count	6
Response Ratio	42.86%
Mean	5.00
Median	5.00
Mode	5
Standard Deviation	0.00

10. Providing accessible course materials (e.g., closed captions/transcripts for videos, alternative text for images, searchable pdf documents).



Statistics	Value
Invited Count	14
Response Count	6
Response Ratio	42.86%
Mean	5.00
Median	5.00
Mode	5
Standard Deviation	0.00

## What was strongest about this instructor?

Students
Dr. DOC is empathetic and passionate and I believe that her empathy is her strongest personal trait. Her consideration and empathy pushed each of us to work harder.
I really enjoyed that the course content was in a variety of different modes: articles, books, podcasts, and videos. I really helped to hear and process the content in different ways. In addition, I really felt that she cared about me and what was going on in my life that may effect my ability to learn and was willing to adjust the course content if need be to allow us more time to process the content at hand. I think being flexible allowed me to learn more because I had more time to process the content and thus learn from it.
patience, knowledge, coursework assignments
Appreciated the variety of content delivery, text, podcasts, group discussion, reflection, all in a good balance.
Highly organized and enthusiastic instructor. Not like the traditional professor and that what made her a great instructor, treated students with humanity and understanding.
The strongest qualities, which are a lot, that stand out the most for me at this point is Dr. Lori's compassion, understanding, and grace for everyone. She understands that time for school amidst a pandemic is still daunting and understands many issues that everyone is going through and adapts the class to fit everyone's needs. All of the latter stated and much more makes Dr. Lori not only an amazing professor but an amazing person.

## What ideas would you share with this instructor about how to manage the course more effectively next time they teach it?

Students
n/a
No feedback – it was great!
n/a
N/A
I cannot think of anything at this time. I believe Dr. Lori does and continues to do an amazing job.

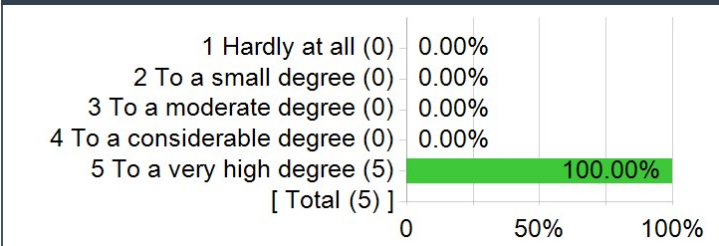
## Please answer the following [if an item does not apply, select NA]:

Question	Response Count	Mean	Standard Deviation
The course developed my ability to apply theory to practice/praxis.	5	5.00	0.00
The course developed my problem-solving skills.	5	4.40	0.55
The course developed my critical perspectives towards theory and/or practice.	5	4.80	0.45
The course developed my writing skills.	6	4.83	0.41
The course developed my ability to provide constructive critiques to others.	6	4.67	0.52
The course developed my communication/presentation skills.	6	4.50	0.55
The course developed my awareness of inequitable educational structures.	6	5.00	0.00

## Details




1. The course developed my ability to apply theory to practice/praxis.




Statistics	Value
Invited Count	14
Response Count	5
Response Ratio	35.71%
Mean	5.00
Median	5.00
Mode	5
Standard Deviation	0.00

2. The course developed my problem-solving skills.




Statistics	Value
Invited Count	14
Response Count	5
Response Ratio	35.71%
Mean	4.40
Median	4.00
Mode	4
Standard Deviation	0.55

3. The course developed my critical perspectives towards theory and/or practice.




Statistics	Value
Invited Count	14
Response Count	5
Response Ratio	35.71%
Mean	4.80
Median	5.00
Mode	5
Standard Deviation	0.45

4. The course developed my writing skills.




Statistics	Value
Invited Count	14
Response Count	6
Response Ratio	42.86%
Mean	4.83
Median	5.00
Mode	5
Standard Deviation	0.41

5. The course developed my ability to provide constructive critiques to others.



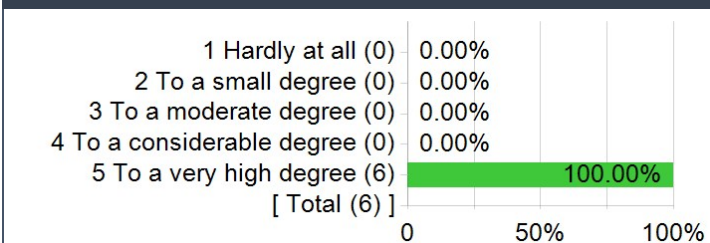
Statistics	Value
Invited Count	14
Response Count	6
Response Ratio	42.86%
Mean	4.67
Median	5.00
Mode	5
Standard Deviation	0.52

6. The course developed my communication/presentation skills.



Statistics	Value
Invited Count	14
Response Count	6
Response Ratio	42.86%
Mean	4.50
Median	4.50
Mode	4, 5
Standard Deviation	0.55

7. The course developed my awareness of inequitable educational structures.



Statistics	Value
Invited Count	14
Response Count	6
Response Ratio	42.86%
Mean	5.00
Median	5.00
Mode	5
Standard Deviation	0.00

**What learning objectives do you think should be added or removed from this course, if any? Why?**

Students
I'm not sure it was a learning objective, but I do think the fact that the class is mixed with EdD, PhD, and master's students who are all at different years within in the program allowed us to view the course material through different lens, which I appreciated.
n/a
N/A
From an individual standpoint, as it relates to my interests, I would love to have a little more context regarding the Indigenous Pasifika population as it relates to education.

## Diversity and Inclusion

Question	Response Count	Mean	Standard Deviation
The instructor creates an inclusive learning environment for all students.	6	4.33	1.63

### Details

