

Report Comments

Included in this report:

- Responses to numerical questions
- Responses to instructor added questions (if applicable)
- Student comments

Interpreting OMET Teaching Survey Reports

A guide to interpreting OMET teaching survey results can be found here - <https://teaching.pitt.edu/omet/survey-results/>.

Develop a plan using your student opinion of teaching results.

- Meet with a Teaching Consultant who can help you interpret your results and develop a course of action if necessary. Email [teaching@pitt.edu](mailto:teaching@pitt.edu) to set up a consultation.
- Plan on collecting student feedback during the semester the next time you teach. OMET offers a midterm course survey option and there are additional ways to collect student feedback throughout the term. For more information, go to <https://teaching.pitt.edu/omet/midterm/>
- In the future, discuss, teach, and model giving meaningful feedback with your students. Give them multiple opportunities to practice giving feedback. We have several resources that can help guide the discussion and options for gathering student feedback throughout the term.

Go to: <https://teaching.pitt.edu/omet/> for more details, references, and resources.

Creation Date: Friday, May 07, 2021



School of Education Web and Hybrid Courses

Instructor Summary of Results

| Question   | Results        |      |                    |
|--|----------------|------|--------------------|
|  | Response Count | Mean | Standard Deviation |
| The instructor presented the course in an organized manner.                                      | 4              | 4.50 | 0.58               |
| The instructor was well prepared for class.  | 4              | 4.75 | 0.50               |
| The instructor managed class activities effectively.   | 4              | 4.25 | 0.96               |
| The instructor interpreted difficult concepts clearly.   | 4              | 4.00 | 1.41               |
| The instructor showed enthusiasm in teaching the class.  | 4              | 4.50 | 0.58               |
| The instructor facilitated the development of problem-solving skills.                            | 4              | 3.75 | 1.89               |
| The instructor maintained an environment where students felt comfortable asking questions.       | 4              | 4.50 | 0.58               |
| The instructor showed respect for the questions and perspectives of students.                    | 4              | 4.75 | 0.50               |
| The instructor gave students sufficient guidance for assigned work.                              | 4              | 4.00 | 1.41               |
| The instructor evaluated my work fairly.   | 4              | 4.50 | 0.58               |
| The instructor provided helpful feedback.  | 4              | 4.25 | 0.96               |
| The instructor was available for assistance when needed. (Answer only if you sought assistance.) | 3              | 4.67 | 0.58               |

Instructor's overall teaching effectiveness

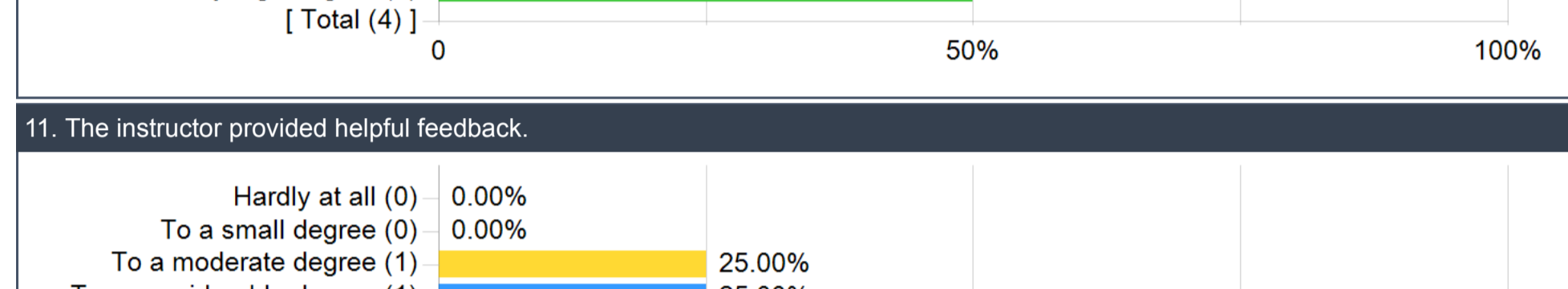
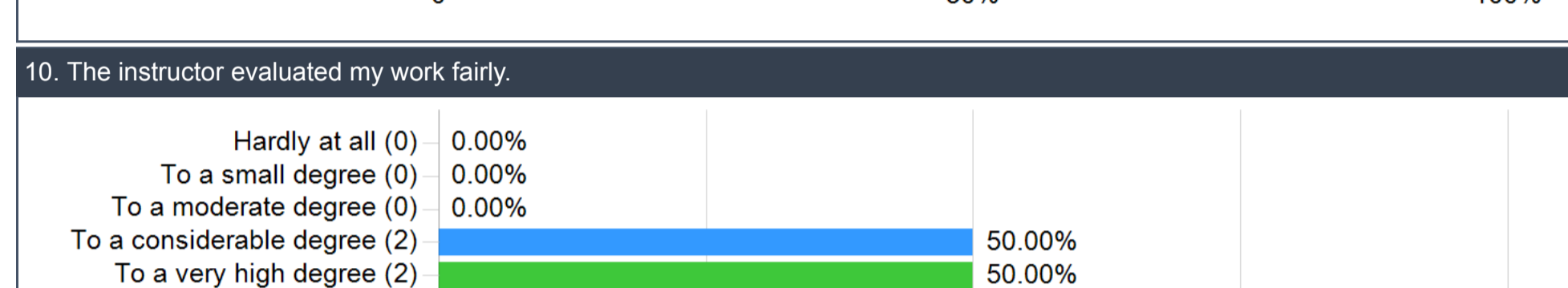
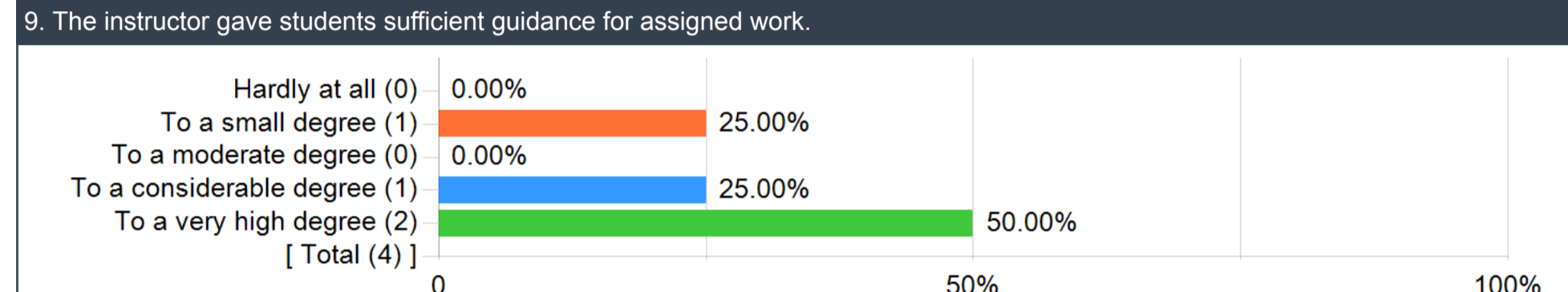
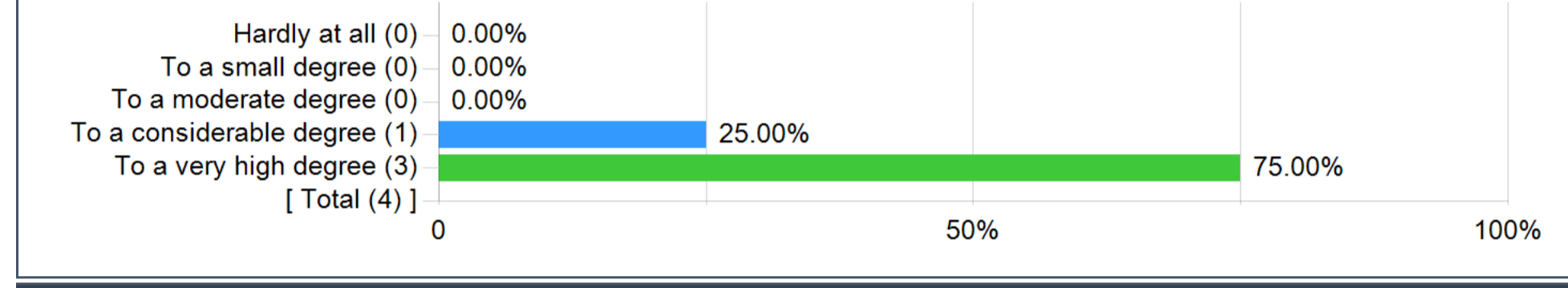
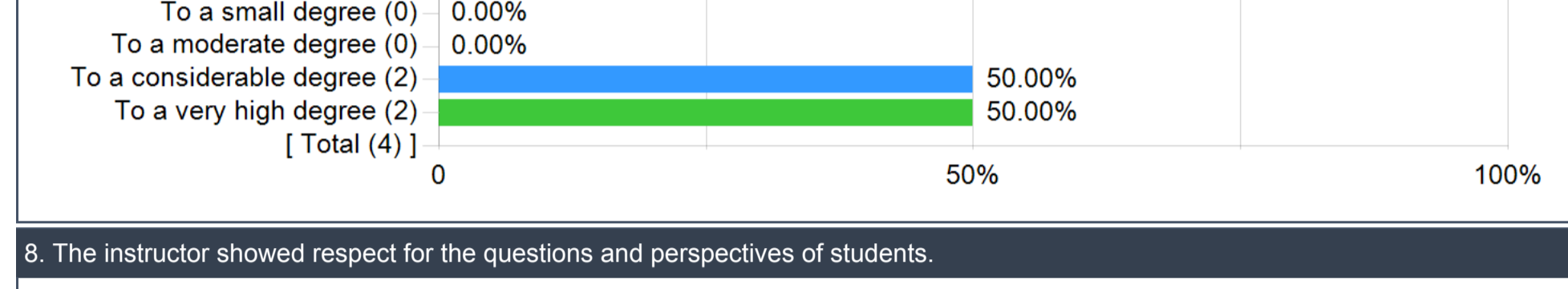
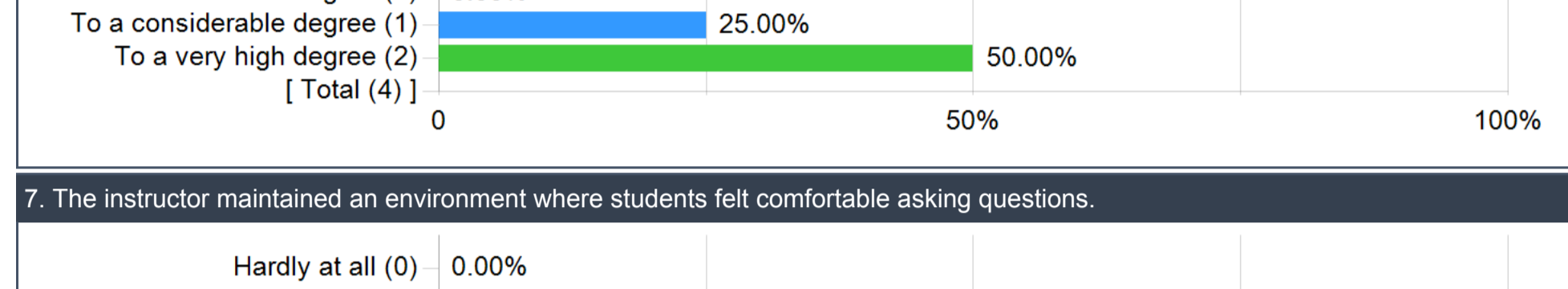
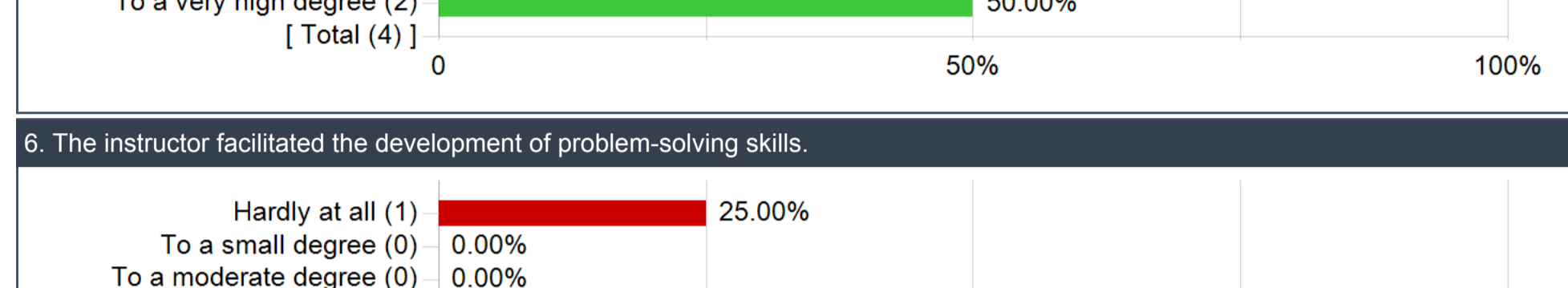
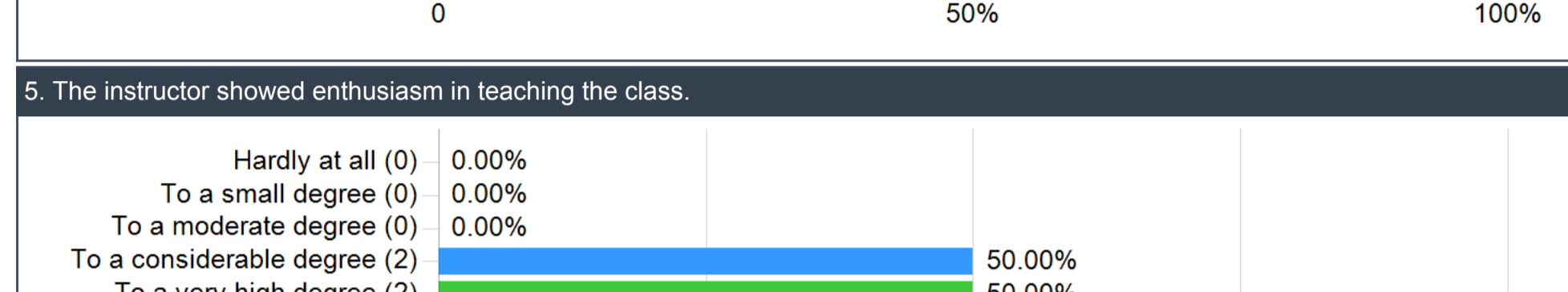
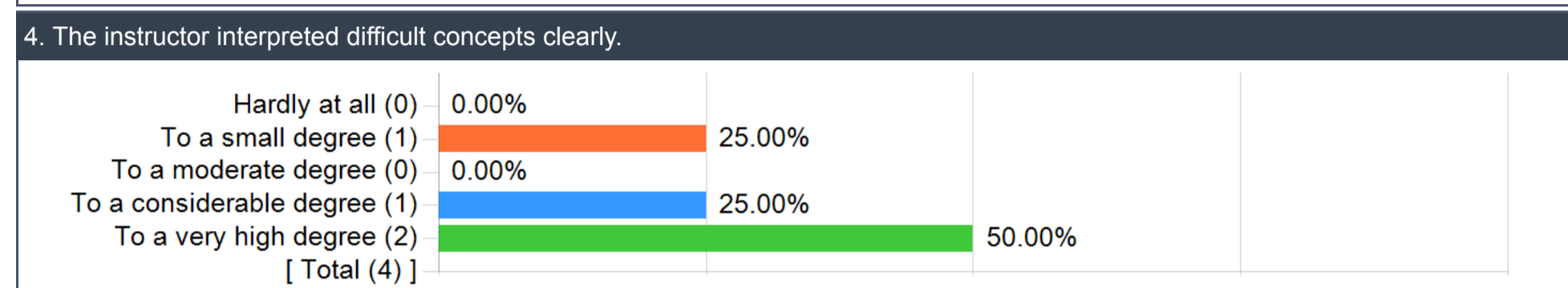
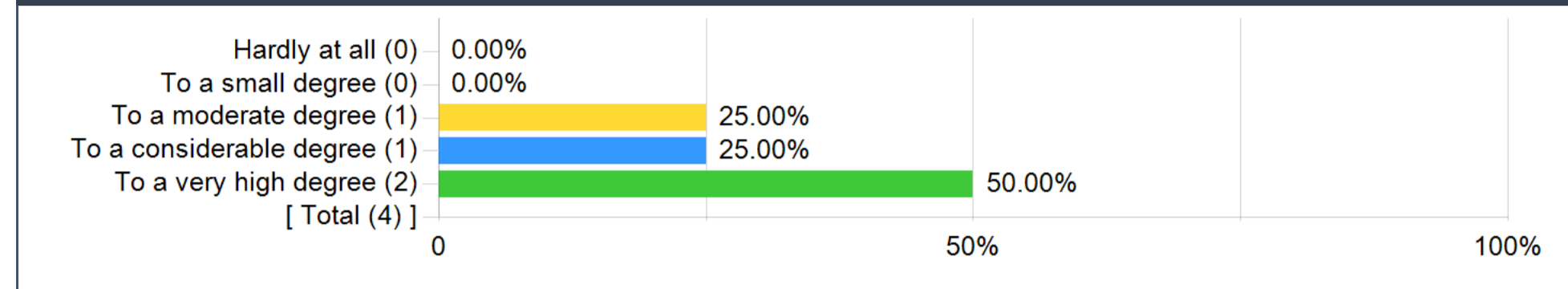
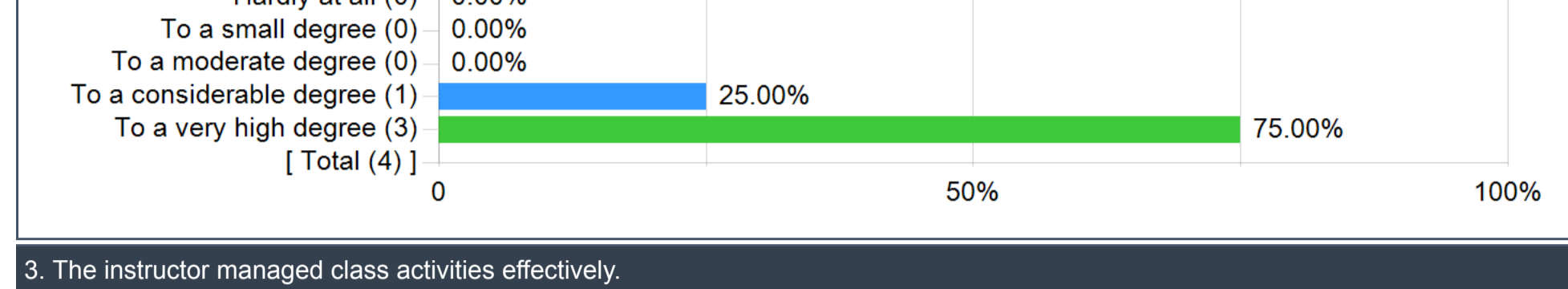
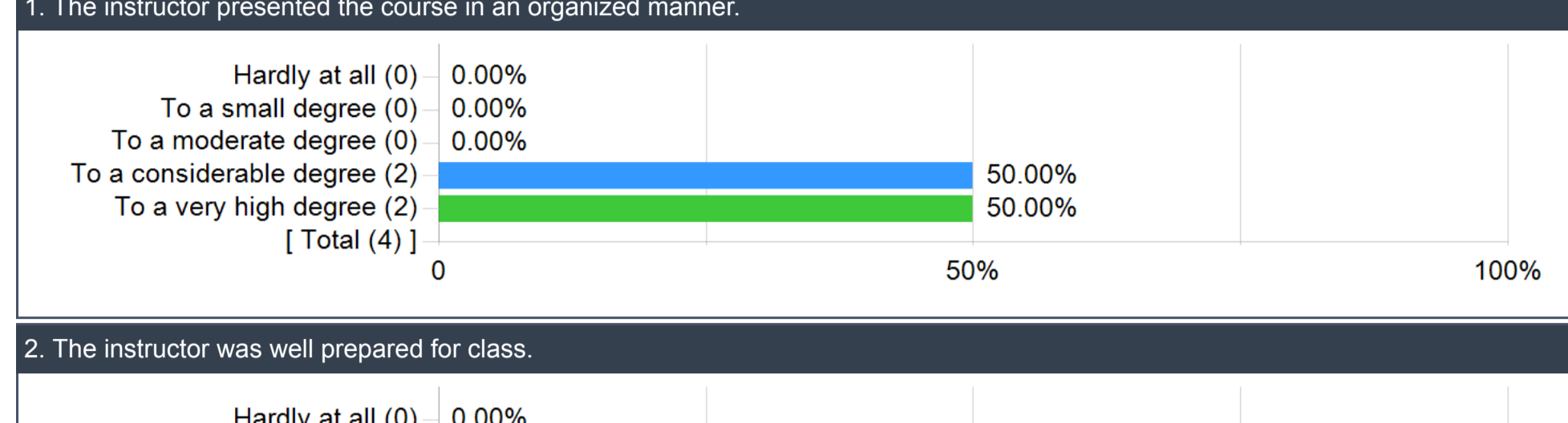
| Question  | Results        |      |                    |
|---|----------------|------|--------------------|
|   | Response Count | Mean | Standard Deviation |
| Express your judgment of the instructor's overall teaching effectiveness. | 3              | 4.67 | 0.58               |

Course Summary of Results

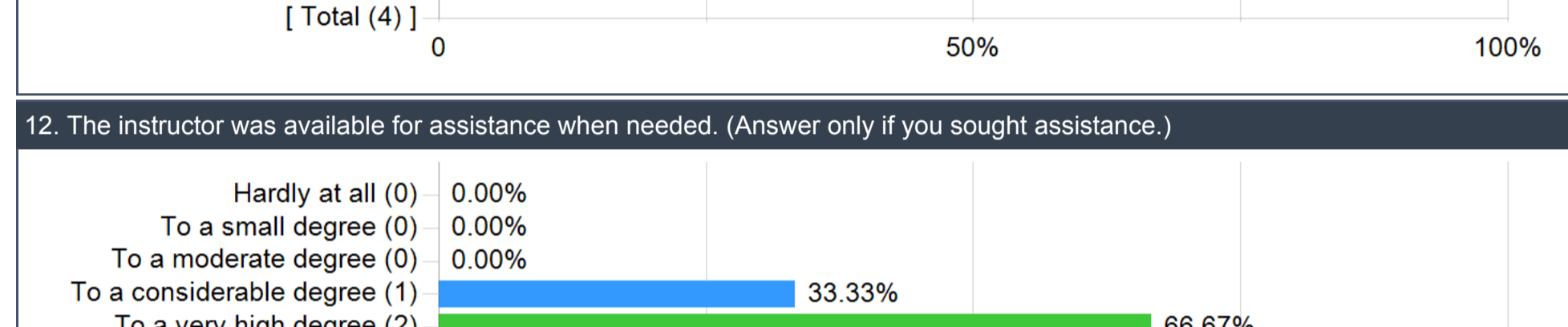
| Question   | Results        |      |                    |
|--|----------------|------|--------------------|
|  | Response Count | Mean | Standard Deviation |
| Course was well organized.                         | 3              | 4.67 | 0.58               |
| Course objectives and requirements were presented. | 3              | 4.67 | 0.58               |
| Course covered stated objectives.                  | 3              | 4.67 | 0.58               |

| Question                | Results        |      |                    |
|-------------------------|----------------|------|--------------------|
|                         | Response Count | Mean | Standard Deviation |
| Written assignments     | 3              | 4.00 | 1.00               |
| Readings                | 3              | 4.33 | 1.15               |
| Handouts                | 1              | 3.00 | 0.00               |
| Small group discussions | 3              | 3.67 | 1.53               |
| Laboratory              | 0              | N/A  | N/A                |

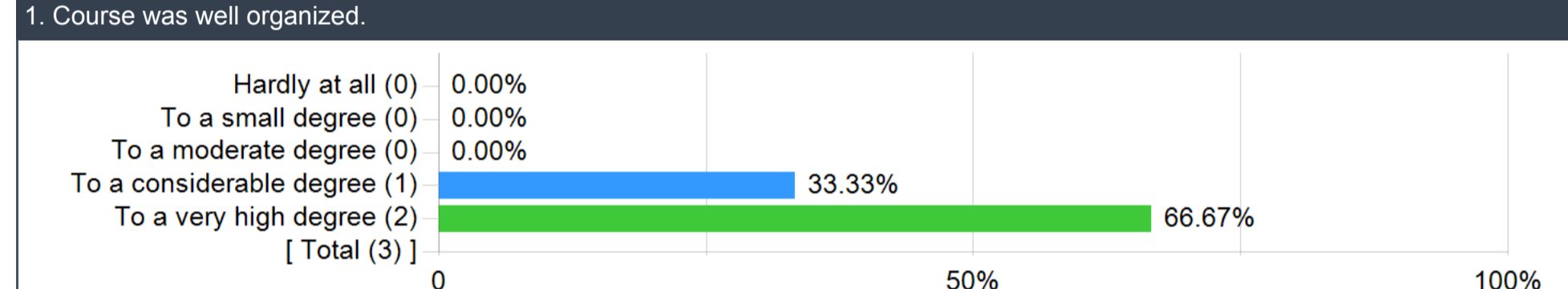
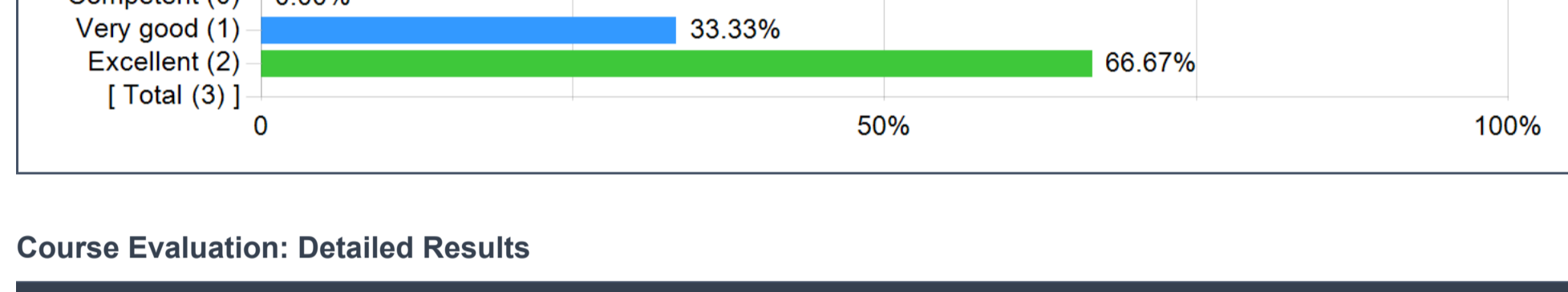
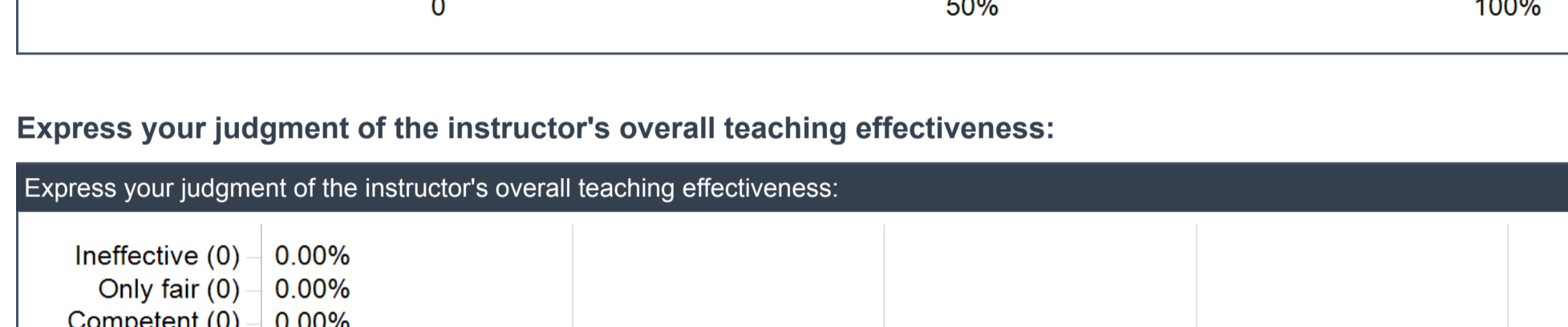
Instructor Evaluation: Detailed Results



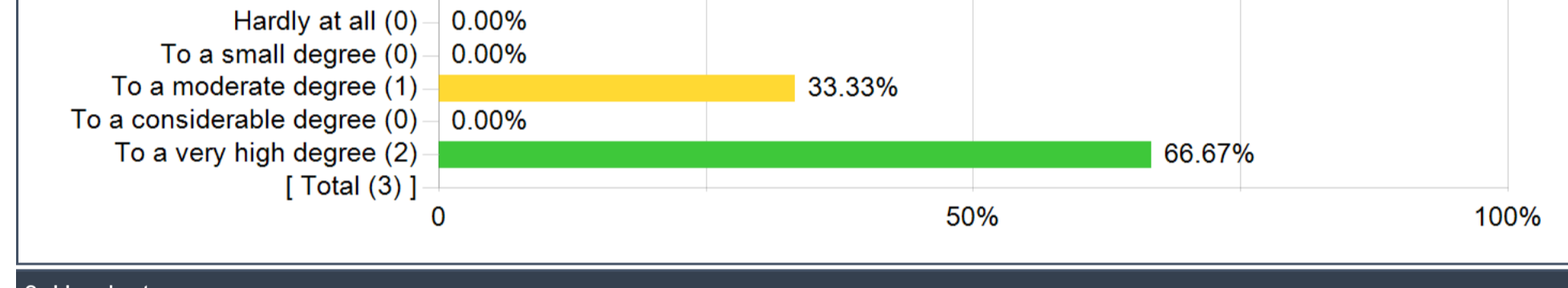
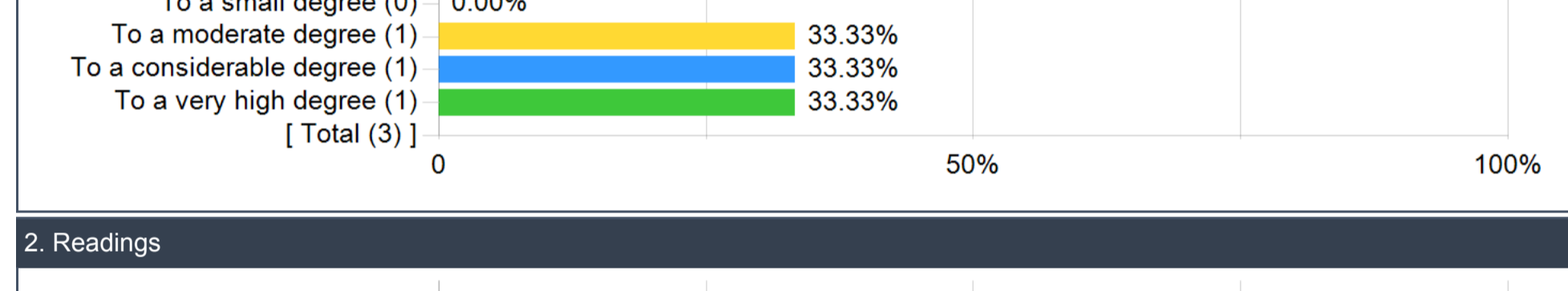
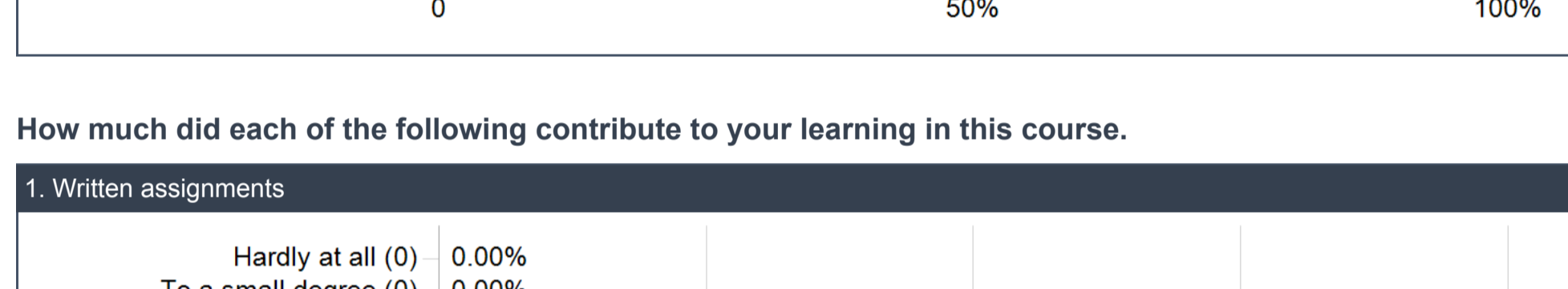
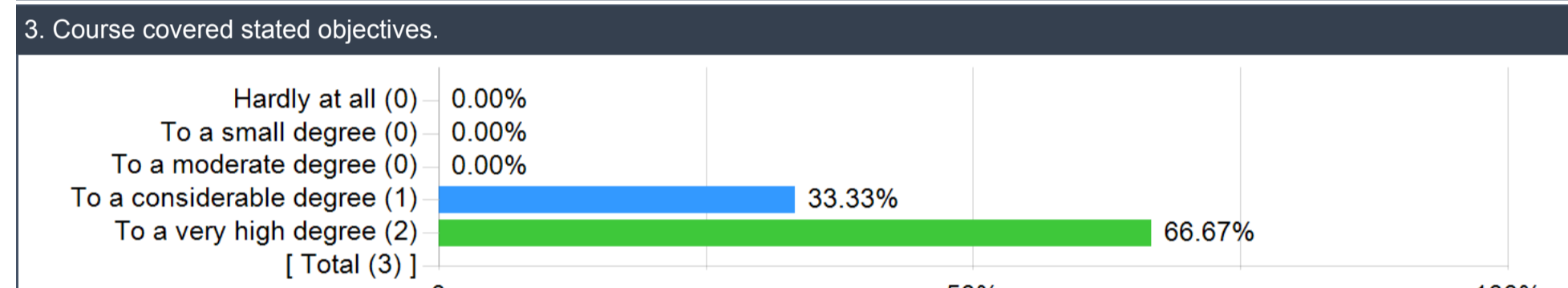
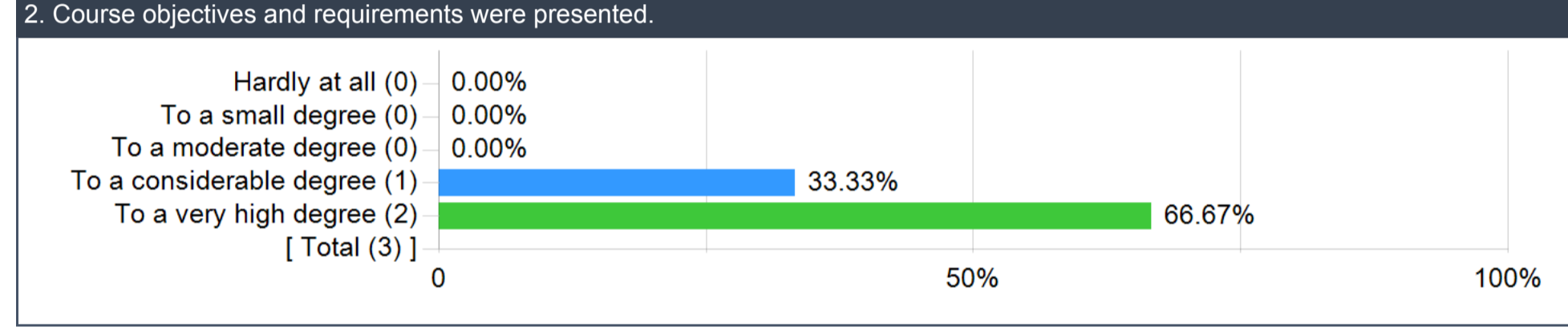
Express your judgment of the instructor's overall teaching effectiveness:



Course Evaluation: Detailed Results



How much did each of the following contribute to your learning in this course.

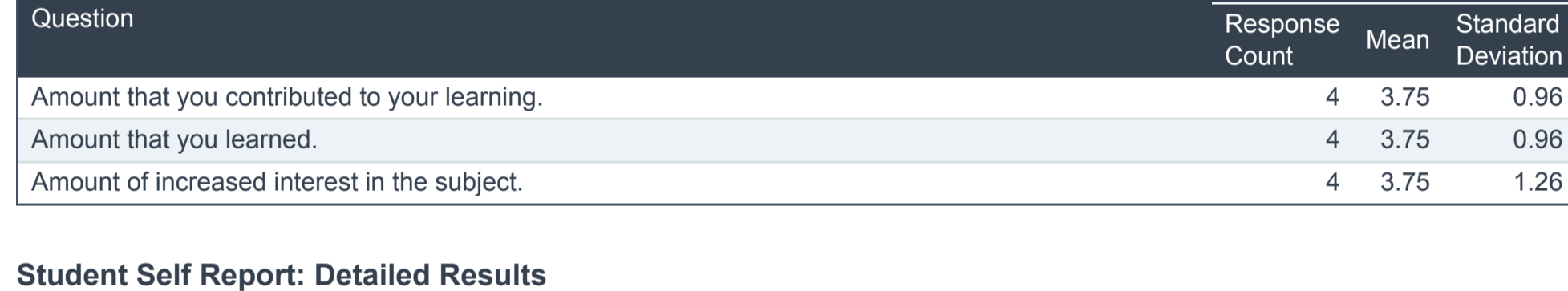
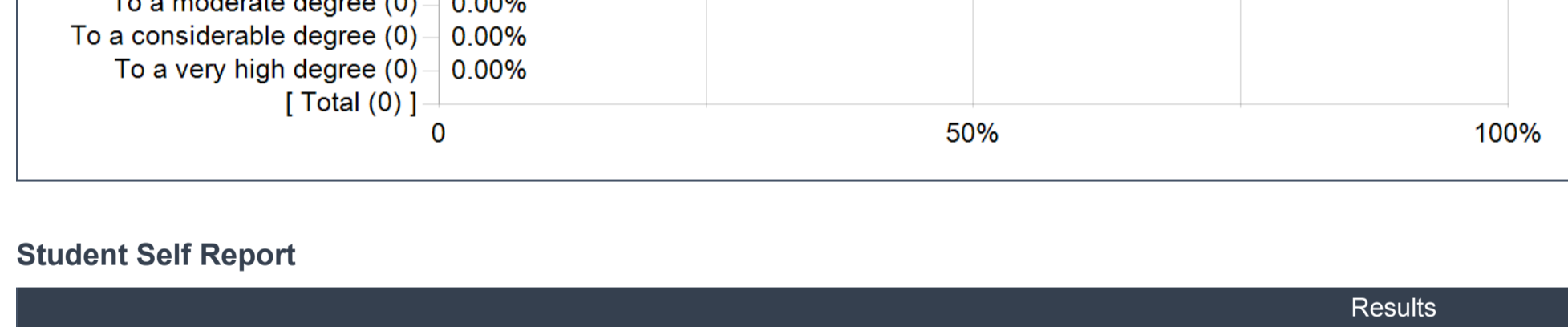
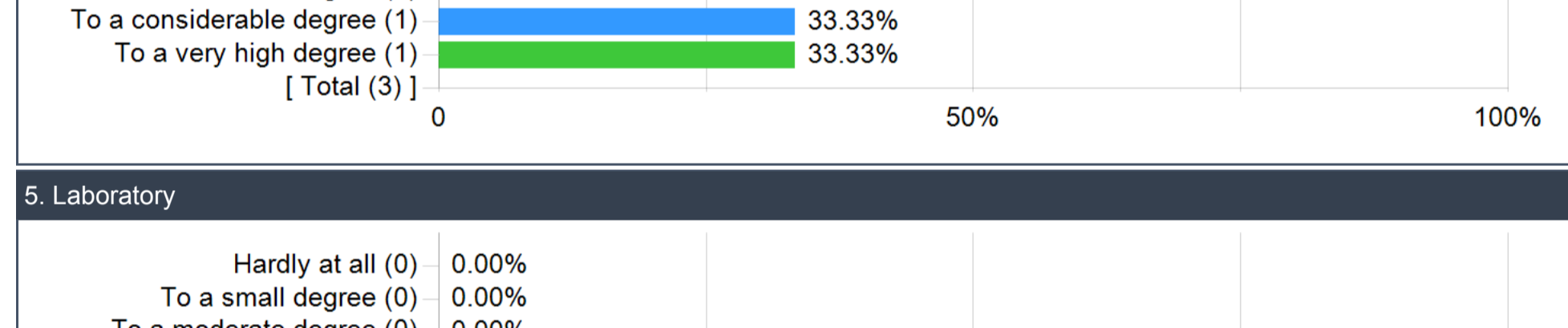


Student Self Report

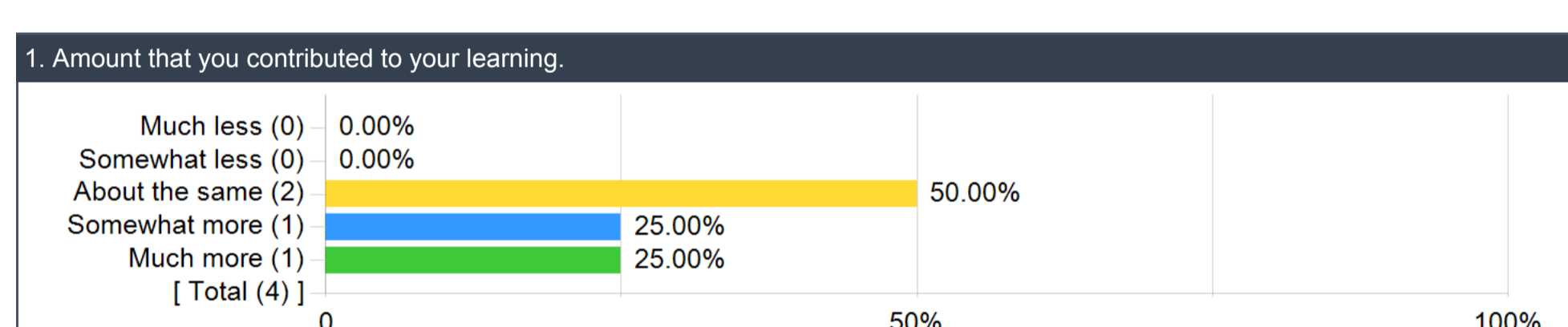
| Question                                      | Results        |      |                    |
|---|----------------|------|--------------------|
|   | Response Count | Mean | Standard Deviation |
| Amount that you contributed to your learning. | 4              | 3.75 | 0.96               |
| Amount that you learned.                      | 4              | 3.75 | 0.96               |
| Amount of increased interest in the subject.  | 4              | 3.75 | 1.28               |

Student Self Report: Detailed Results

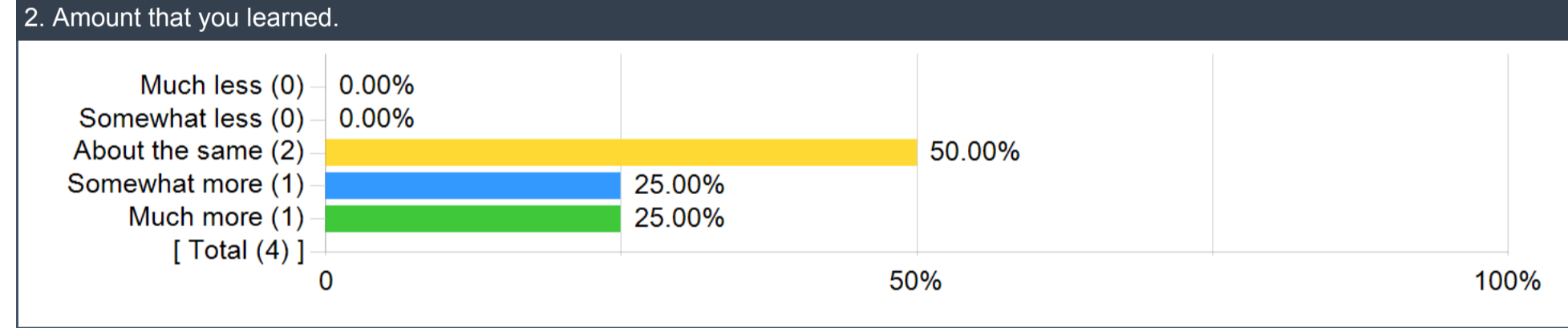
Compared to most courses you have taken:



Would you recommend this course to other students?



Would you recommend this instructor to other students?



Comments

What were the instructor's major strengths?

- synthesis and response to student discussion threads -> prompted further inquiry and provided additional resources
- timely, specific feedback
- Knowledgeable of content
- Clear passion for research/theories underpinning the course

What were the instructor's major weaknesses?

- N/A (difficult to determine in online environment)
- 

What aspects of this course were most beneficial to you?

- weekly best-based discussion questions (plenty of opportunities for reflection and analysis)
- The readings were the most beneficial part of the course to me
- I also appreciated Dr. Matsumura's summaries of concepts and discussions at the close of each module.

What suggestions do you have to improve the course?

- an inquiry discussion thread / one that tasks students with asking questions of texts and course concepts. As a separate task, in addition to being embedded within weekly discussion threads, this might yield different perspectives and insights.
- 

Remote Instruction and Learning Questions

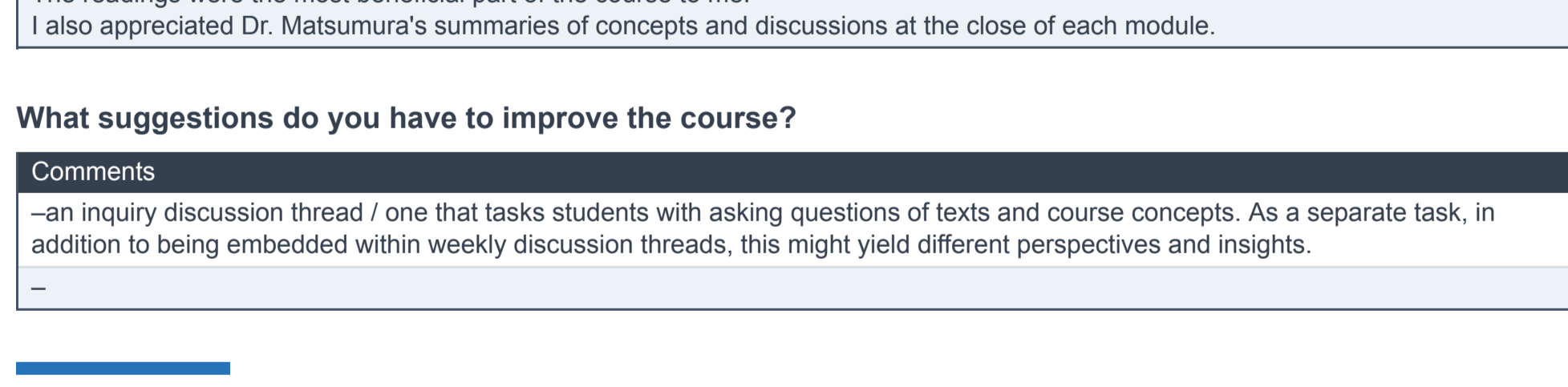
| Question  | Results        |      |                    |
|---|----------------|------|--------------------|
|   | Response Count | Mean | Standard Deviation |
| I was able to interact effectively with the instructor during the remote aspect of this course. | 3              | 5.00 | 0.00               |

Course Resources

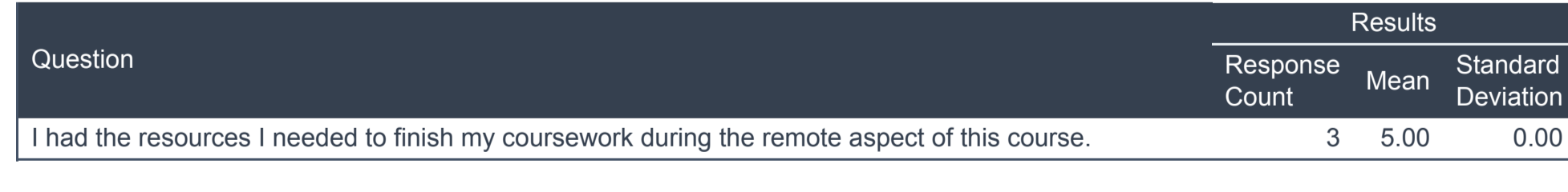
| Question  | Results        |      |                    |
|---|----------------|------|--------------------|
|   | Response Count | Mean | Standard Deviation |
| I had the resources I needed to finish my coursework during the remote aspect of this course. | 3              | 5.00 | 0.00               |

Instructor and Course Details

I was able to interact effectively with the instructor during the remote aspect of this course.



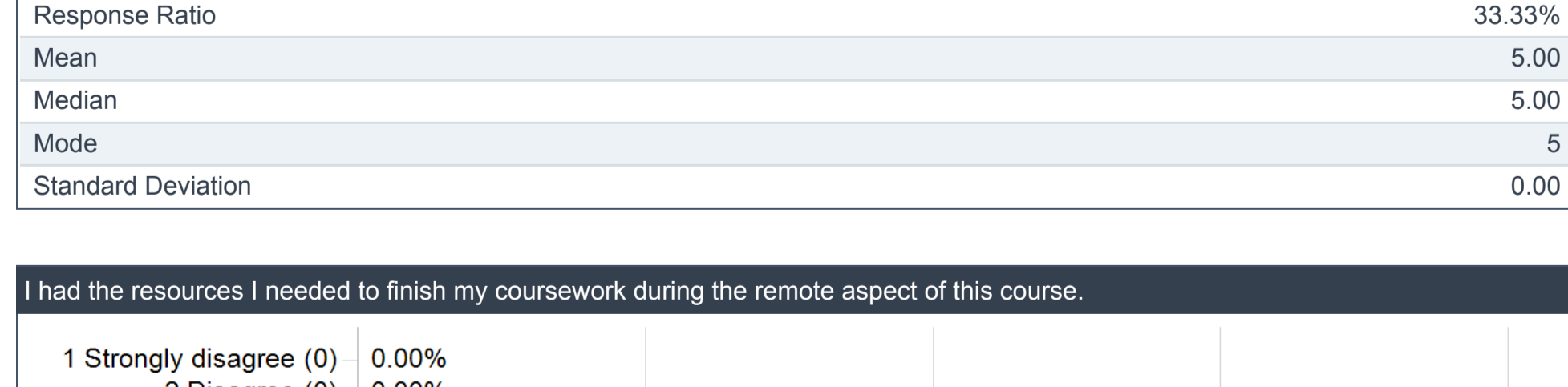
| Statistics         | Value  |
|--------------------|--------|
| Invited Count      | 9      |
| Response Count     | 3      |
| Response Ratio     | 33.33% |
| Mean               | 5.00   |
| Median             | 5.00   |
| Mode               | 5      |
| Standard Deviation | 0.00   |



| Statistics         | Value  |
|--------------------|--------|
| Invited Count      | 9      |
| Response Count     | 3      |
| Response Ratio     | 33.33% |
| Mean               | 5.00   |
| Median             | 5.00   |
| Mode               | 5      |
| Standard Deviation | 0.00   |

Level of Difficulty

The remote aspect of this course made it (blank) for me to learn.



| Statistics         | Value  |
|--------------------|--------|
| Invited Count      | 9      |
| Response Count     | 3      |
| Response Ratio     | 33.33% |
| Mean               | 4.00   |
| Median             | 4.00   |
| Mode               | 3, 6   |
| Standard Deviation | 1.41   |

What made the remote environment easy for this class?

- asynchronous, flexible scheduling / could easily stop and start tasks as needed
- think-time / ability to return to responses on the discussion thread after extended reflection

What made the remote environment more difficult for this class?

- Students
- loss of real-time discussion and shared learning opportunities
- inability to seek feedback and ask questions in the moment

What do you think the University should know about your experience as a student in the current remote learning situation?

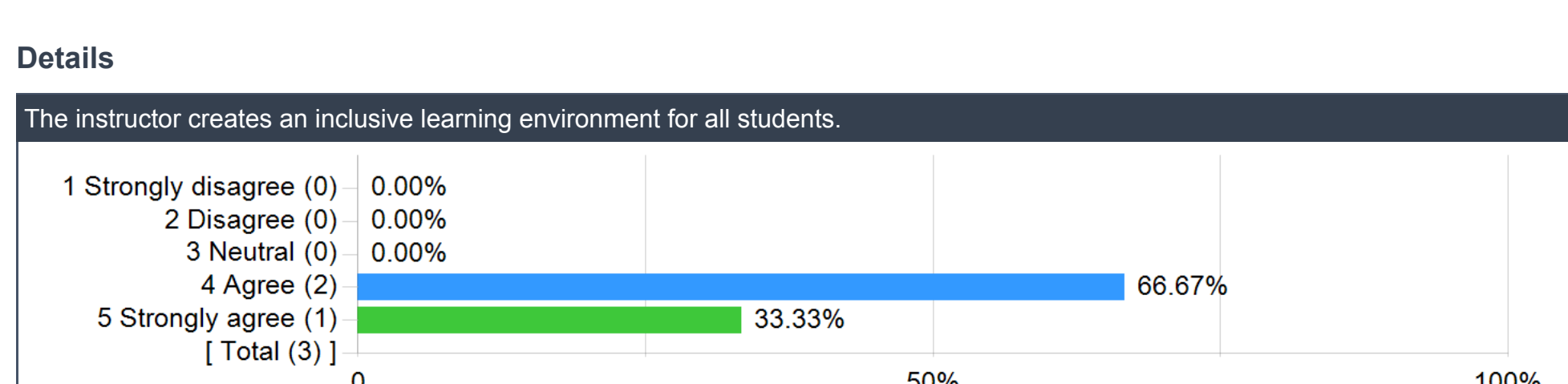
- Students
- Pitt continues to handle remote learning well.

Diversity and Inclusion

| Question   | Results        |      |                    |
|--|----------------|------|--------------------|
|  | Response Count | Mean | Standard Deviation |
| The instructor creates an inclusive learning environment for all students. | 3              | 4.33 | 0.58               |

Details

The instructor creates an inclusive learning environment for all students.



| Statistics         | Value  |
|--------------------|--------|
| Invited Count      | 9      |
| Response Count     | 3      |
| Response Ratio     | 33.33% |
| Mean               | 4.33   |
| Median             | 4.00   |
| Mode               | 4      |
| Standard Deviation | 0.58   |